

LCAP Updates & Input


**GUSD District Advisory Council,
January 16, 2020**

1.

Annual Update


Goal #1

Demonstrate robust achievement growth for all pupils; reduce disparity in levels of achievement between subgroups.



Goal #2

Apply best practices in teaching and learning, including effective implementation of new State Standards, including mathematics, ELD/ELA and science.




Academic Performance

View Student Assessment Results and other aspects of school performance.

LEARN MORE

English Language Arts

All Students State



Green

32.4 points above standard

Increased 8.1 Points Ⓢ

EQUITY REPORT
Number of Student Groups in Each Color


0	1	4	0	3
Red	Orange	Yellow	Green	Blue

View More Details →

LEARN MORE

Mathematics

All Students State



Green

19.1 points above standard

Increased 6.4 Points Ⓢ

EQUITY REPORT
Number of Student Groups in Each Color

0	1	1	4	2
Red	Orange	Yellow	Green	Blue

View More Details →

LEARN MORE

English Learner Progress

All Students State

51.4% making progress towards English language proficiency

Number of EL Students: 648

Progress Levels

Very High = 65% or higher
High = 55% to less than 65%
Medium = 45% to less than 55%
Low = 35% to less than 45%
Very Low = Less than 35%

View More Details →

“Cards”
to view
District or
State
data

Local Indicators

LEARN MORE

Implementation of Academic Standards

STANDARD MET

View More Details →

Student Group Details

All Student Groups by Performance Level

8 Total Student Groups



Red

No Students



Orange

Homeless



Yellow

Students with Disabilities



Green

English Learners

Hispanic

Two or More Races

Socioeconomically

Disadvantaged



Blue

Asian

White



No Performance Color

African American

American Indian

Filipino

Foster Youth

ELA

Student Group Details

All Student Groups by Performance Level

8 Total Student Groups



Red

No Students



Orange

Students with Disabilities



Yellow

English Learners

Hispanic

Homeless

Socioeconomically

Disadvantaged



Green

No Students



Blue

Asian

Two or More Races

White



No Performance Color

African American

American Indian

Filipino

Foster Youth

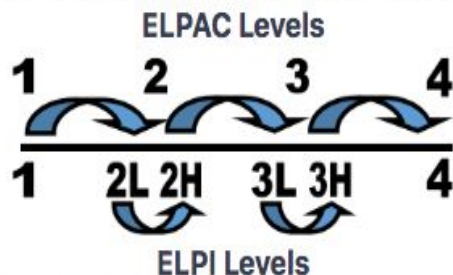
Math

English Learner Progress Indicator

All English Learner Students

Explore information on the percentage of current EL students making progress towards English language proficiency or maintaining the highest level.

Assessments: ELs take the ELPAC exam to measure progress towards English language proficiency. The ELPAC has 4 levels.



Accountability: The 4 ELPAC levels were divided into 6 ELPI levels to determine whether ELs made progress toward English language proficiency.

English Learner Progress

All Students

State

51.4% making progress towards English language proficiency

Number of EL Students: 648

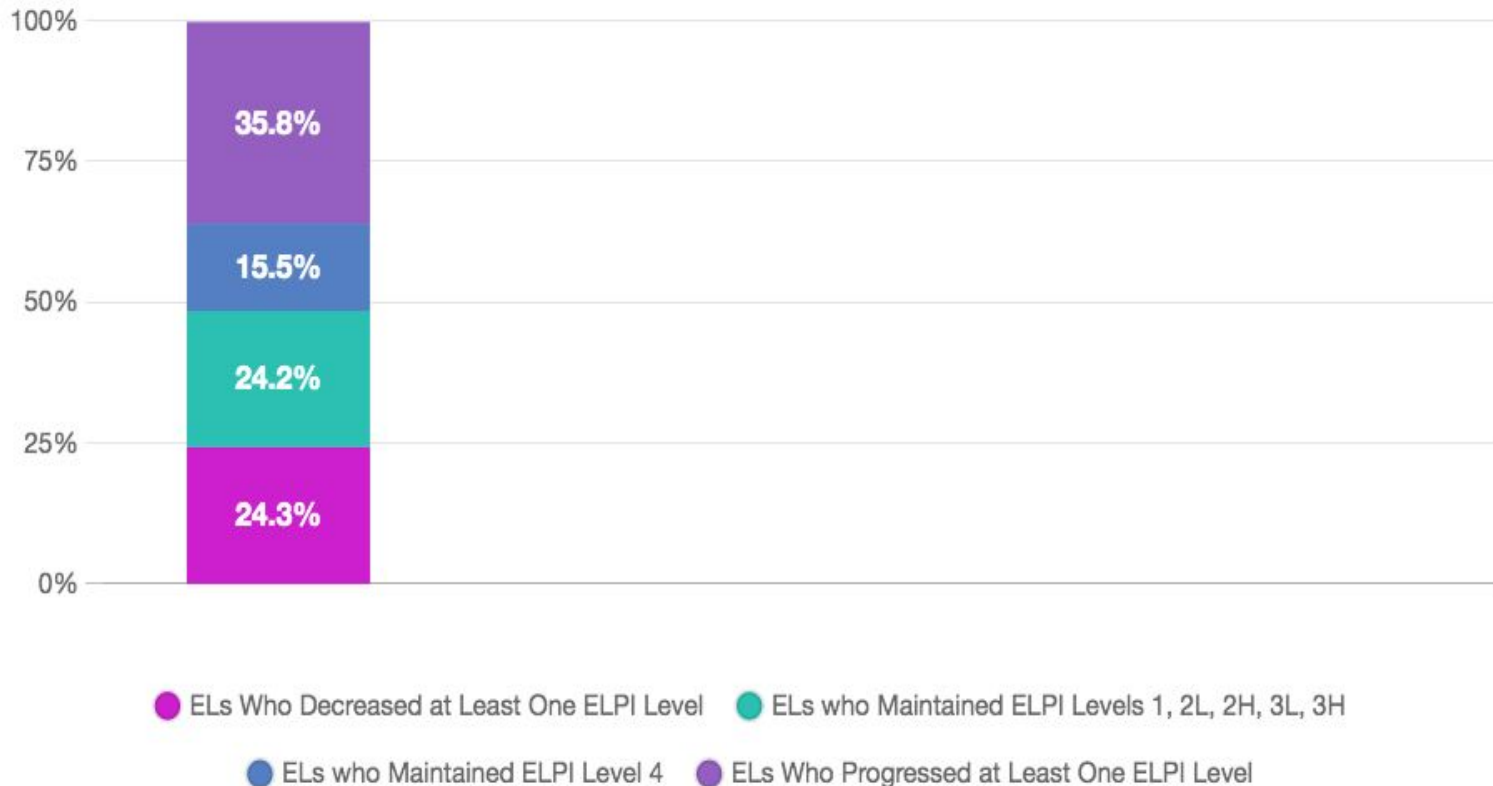
Performance Level

Medium

ELPI

Student English Language Acquisition Results


The percentage of current EL students who progressed at least one ELPI level, maintained ELPI level 4, maintained lower ELPI levels (i.e, levels 1, 2L, 2H, 3L, or 3H), or decreased at least one ELPI Level.



ELPI

Goal #3

Provide embedded technology support within a comprehensive course of study that includes creativity, communication, collaboration, and critical thinking for all students.




Broad Course of Study

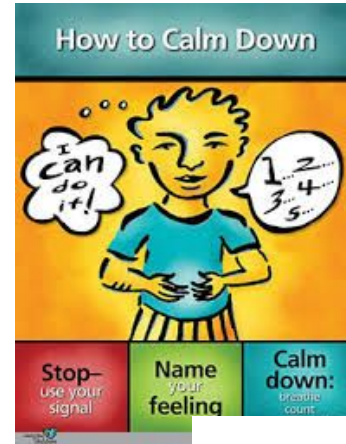


Goal #4

Provide effective learning environments.




Learning Environments



Goal #5

Value and encourage
community involvement and
local control.



Community



@Afterschool



Every day
COUNTS!



School success starts
with attendance

District Committees

2.

**New LCAP
Template**

Reorganization

Proficiency &
Growth of All and
Subgroups

Academic Performance

English Language
Arts

Math

Science

English Language
Development

Implementation of
Standards

Academic Engagement

Chronic
Absenteeism

Access to Broad
Course of Study

Conditions & Climate

Suspension Rates

Teachers

Materials

Facilities

Parent & Family
Engagement

Climate

Reorganization

Proficiency &
Growth of All and
Subgroups

Academic Performance

English Language
Arts
Math
Science

English Language Development

Implementation of
Standards

Academic Engagement

Chronic Absenteeism

Access to Broad
Course of Study

Conditions & Climate

Suspension Rates
Teachers
Materials
Facilities
Parent & Family
Engagement
Climate

3.

LCAP Input

Activity:
Gallery
Walk
Discussion

**Academic
Performance**

Student
achievement
and
Growth
Access to
learning
ELA
Math
Science
Social Studies
ELD

**Academic
Engagement**

Attendance
Broad Course of
Study
STEAM
Art
Music
PE
Heath
World Language

**Conditions
& Climate**

Social Emotional
Learning
Discipline
Safety
Teachers & Staff
Instructional
Materials
Facilities
Parent & Family
Engagement
Community
Partners

What are you proud of? What might you wish for?



**Questions &
Comments?**