

Distrito Escolar de la Unión de Goleta

Proceso de Inscripción en Línea

Para el año escolar 2021-2022



Paso 1: Siga el enlace que se le dio en el volante

https://ca-gol.edupoint.com/login_parent_oen.aspx

*** Se necesita una cuenta de correo electrónico (email) para iniciar el proceso de inscripción***



Paso 2: Crear una cuenta en ParentVue o si ya tiene una cuenta, entrar en su cuenta existente

Online Registration Account Access

Login

User Name:

Password:

[Forget your password? Click here. >>](#)

Create a New Account



[I do not have a ParentVUE login and need to create a new account>>](#)

 If you have one or more students already enrolled in the district, you need to use your existing ParentVUE account.

District URL for mobile app: <https://ca-goi.edupoint.com>



Paso 3: Siga todas las instrucciones que se le dan

Parent Account Creation

Step 2 of 3: Create Your Account

Please enter your first name, last name, and your email address

First Name

Last Name

Email Address

Confirm Email Address



Type the characters you see in this picture

Continue to Step 3



Paso 4: Cheque su email. Recibirá un email con un enlace para completar la creación de su cuenta

Parent Account Creation

Step 3 of 3: Complete Account Creation

Thank you for creating your account. You will receive an email shortly that will contain a link that will allow you to complete your account creation and begin the enrollment process.

[Return to login](#)



Paso 5: Completar la creación de su cuenta

Complete Account Creation

Create Password

Please choose a login and enter your password to complete account creation and begin the online enrollment process.

Ana Requena-Johnson (arequenajohnson@goleta.k12.ca.us)

User ID

Password

Confirm Password

If you forget your user ID or password, the login information can be emailed to you from the 'Forgot my password' link on the login page.



Paso 6: Página de Bienvenida

Introduction

Family

Parent/Guardian

Emergency

Students

Documents

Review/Submit

Welcome

Welcome to Goleta Union School District's New Student Registration and Enrollment Verification Process

Online Registration is a self-guided process. Mandatory fields will be indicated by a red * and will prevent a parent from moving forward until completed. Information provided by the parent or guardian should match legal documentation. Once all information is complete you will be given the opportunity to review and submit your registration. This process is required for both new and re-enrolling students submitting updates for annual verification. We ask that you please give the school up to **2 weeks** to process the forms.

Should you have any questions in the meantime, you can contact your student's school for more information.

Parents of **new students**

Thank you for choosing Goleta Union School District. To make GUSD's Online Registration process smooth and convenient, please have the following information available:

- Student's Birth Certificate (or Affidavit)
- Emergency contact phone number(s)
- Doctor and Dentist office contact information
- Immunization Card
- Previous schools attended
- Two proofs of residence
- Custodial documentation (if applicable)

Registration for new students cannot be completed until you (as the enrolling parent or guardian) have provided identification in the form of a driver's license, passport, ID card or other legal proof of identification. Parent/Guardians will also be required to show a copy of the student's birth certificate showing the enrolling parent's name or proof of custody showing legal guardianship.

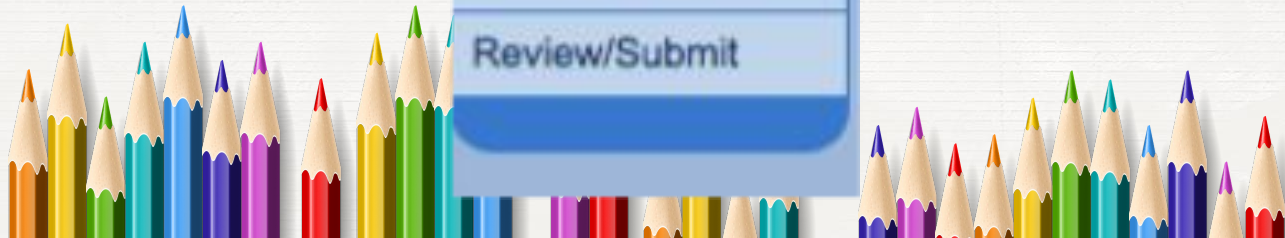
Please plan on coming to the school's office between the hours of **8:00 AM and 4:00 PM Monday -Thursday** to complete registration. For convenience we have provided the recommended day for you to complete registration. Please see the list below based on **student's last name** which day of the week you may come into the office to complete enrollment.

- **Monday: Last name begins with A - F**
- **Tuesday: Last name begins with G - L**
- **Wednesday: Last name begins with M - R**
- **Thursday: Last name begins with S - Z**



Paso 7: Siga las instrucciones y complete la información de la Familia, Padres/Tutores Legales, Contactos de Emergencia, e Información del Estudiante

Family
Parent/Guardian
Emergency
Students
Documents
Review/Submit



Paso 8: Suba los documentos requeridos o traerlos a la oficina de la escuela

DOCUMENTS 2018-2019

Prior to admission in district schools and before the beginning of each subsequent school year, parent(s) or legal guardian(s) shall provide proof of a student's residency within the district. Falsification of any information or documents required for residency verification or the declaration of residence of another person may result in revocation of student enrollment. Unscheduled home visitations by school personnel may occur in order to verify residence. Failure to provide reasonable evidence of residency will delay your student(s) being placed in classrooms (Grades K-6).

Family

Primary Home Address Verification:

I will deliver a hard copy to the school instead of uploading it.

Document Type

Select document

Secondary Home Address Verification:

I will deliver a hard copy to the school instead of uploading it.

Document Type

Select document

Students

Cub Johnson

Birth Verification:

I will deliver a hard copy to the school instead of uploading it.

Document Type


Select birth verification document



Paso 9: Revisar la Información de la Inscripción

REVIEW/SUBMIT 2018-2019

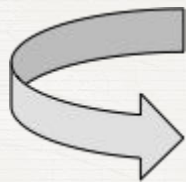
 **Review** Review allows you to confirm all data entered during the registration process to ensure accuracy. When complete, press Submit below:

Status	Student	Grade Level	School Selection	Comments
 Ready To Submit	Cub Johnson	KN	1. El Camino School	

[<< Previous](#) [Review](#)



¡Ahora está listo(a) para enviar su inscripción en línea!



I have reviewed all registration data and verified that it is correct

<< Previous

Submit





¿Preguntas?

Por favor contacte a su escuela de residencia.

Si no esta seguro/a cuál es su escuela de residencia puede localizarla en nuestra página web yendo a:

“**Padres**” ->

“**Para Padres/Para Padres**” ->

“**Áreas de asistencia por calle**”

The screenshot shows a website navigation menu with the following items:

- Padres (highlighted)
- La seguridad
- Escuelas
- Enlaces del persona

Below the menu, there are two columns of links:

- @Cuidado de niños después de la escuela
- ParentVUE
- Para padres / Para Padres**
- Informar el acoso
- Programa de inmersión en dos idiomas / Programa de Inmersión en dos Idiomas
- Inscripción / Registro / Kindergarten y Kindergarten de transición (TK) / Transporte
- Preescolar estatal /
- Mapa de asistencia
- Servicios de educación para dotados (GES)
- Servicios de nutrición / alimentos
- Documentos y formularios varios
- Áreas de asistencia por calle**